



CrossroadsKC
417 E 18th Street
Kansas City, MO
64108

Management Contact Information:

Production Manager	Jason Way	- Jason@PipelineProductions.com
Promoter Representative	Nicki Geist	- Nicki@PipelineProductions.com
Box Office Manager	Lyndsay Ryan	- Lyndsay@pipelineticketing.com
Hospitality Manager	Nicki Geist	- Nicki@PipelineProductions.com
Venue Manager	Matt Schuckenbrock	- Matthew.schuckenbrock@gmail.com

Venue Information:

Managed by Pipeline Productions.
Outdoor venue, permanent stage.
Permanent roof, steel beam construction.
Venue Capacity: 3,000
Sound Curfew: **11:00 PM** Sunday –Thursday, **12:00 AM** Friday-Saturday.
Sound decibel limit: 105 Db A-weighted at front of house.
CrossroadsKC is a non-union labor venue.

Stage:

The stage deck is 40' wide by 28' deep; 4' from the ground.
Sound wings are 8' wide by 28' deep stage right, and 8' wide by 28' deep stage left.
The loading dock is 12' wide located upstage right.
The dock allows one tractor-trailer to be unloaded at a time, using a 6' ramp to dock.
There is a ramp from ground level to stage running upstage right to upstage left.
Stage barricade is Mojo style, blow through, running the entire width of the stage.

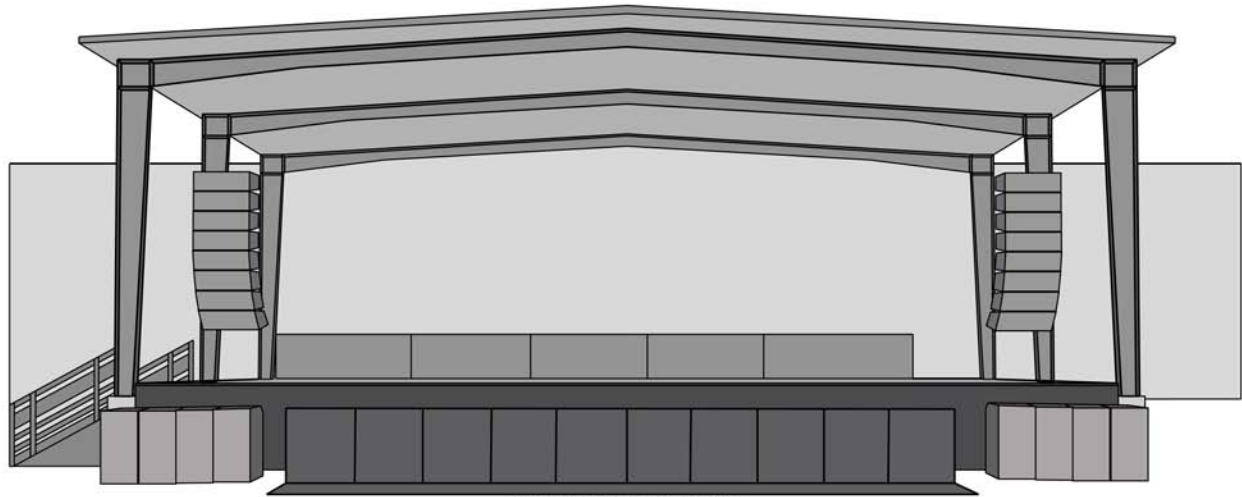
Power:

AUDIO: 1x 200 Amp 3-phase, 5-wire Cam-lock, stage left
LIGHTING: 1x 400 Amp 3-phase, 5-wire Cam-lock, upstage left
SHORE / BUS: No Shore power available. Bus and truck generators can run all day.

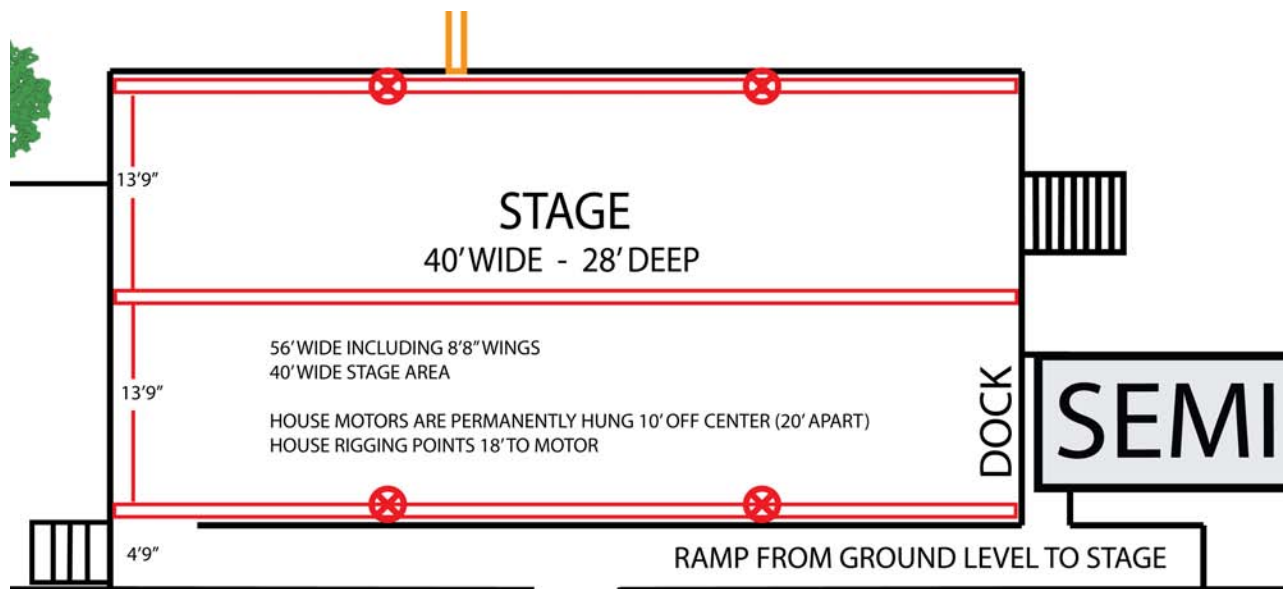
FOH Snake run:

FOH snake is pulled through a 10" PVC tube from downstage center to FOH approx 60' in length.

RIGGING INFORMATION:



CROSSROADS KC FRONT VIEW



There are three rigging beams that run stage left to right.

The beams are 13'9" apart.

The beams are pitched, and have a trim height of 21' at center, and 19' @ 20' from center.

House motors are 1-ton (2,000lbs) inverted chain hoists.

House motors are permanently rigged on upstage and downstage beam, 10' from center.

Beam heights from the stage deck are:

19' on stage left and right.

21' at the center point.

Maximum weight per point is 2,000 lbs.

Maximum weight per beam is 6,000 lbs.

Minimum spacing between points is 6'.

The stage roof is capable of supporting a total maximum load of 18,000 lbs.

No bridles are allowed.

LIGHTING INFORMATION:

Lighting Power:

400Amp 3-phase Camlock – upstage left

House Lighting Distro:

100Amp 3-phase

12x 20 amp Edison circuits

House Lighting Console:

Avolites Titan Mobile – Touch Screen PC

Intelligent / LED Lighting:

4x Chauvet Intimidator Beam 350

6x Chauvet Intimidator Trio

2x ADJ Mega DMX Strobe

16x RGBW LED downstage Wash

8x RGBW LED upstage wash

2x Chauvet Hazer

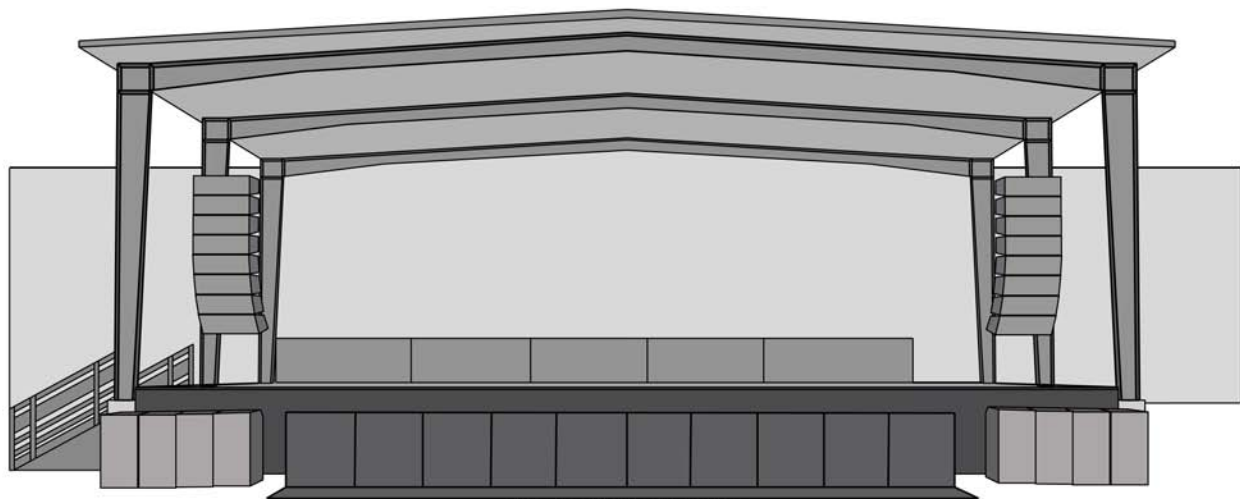
FOH Lighting Snake:

3x DMX 3-pin cables to distro

1x Cat-5 – with RJ-45 connector to FOH is available – Please advance.

1x Hardwire Ethernet connection is available at FOH – Please advance

FOH lighting power is provided via permanent wired 20 Amp Edison circuit at FOH location.



CROSSROADS KC FRONT VIEW

House Lights:

Venue lighting is switched from off stage left.

Stage work lighting is switched from stage left.

AUDIO INFORMATION:

House PA:

EV-XLD 281 line array, 8x boxes flown per side.
EV-XLE 181 front fills, 4x space evenly across the downstage edge.
8x 18" Sonic W-bin sub boxes with B&C 18TBX100.

Front of House:

Avid SC48 digital console V.3.1
48x channel snake split w/ 8x returns.

Monitors:

Avid SC48 digital console V.3.1 with 16 outputs.
50' 48x channel monitor console split

Snake / Stage Boxes:

2x 8x channel stage sub snake boxes
3x 16x channel stage sub snake boxes

Monitor Wedges:

13x EV-ETX wedges with 15" LF driver and 1.25" HF driver.
4x 12" EV-ETX wedges with 12" LF driver and 1.25" HF driver.
2x 10" EV-ETX wedges with 10" LF driver and 1.25" HF driver.
2x 18" EV drum sub boxes.
Sidefills: DBL-15 trapezoid tops and Bassmax single 18" sub cabs- please advance.

Microphones:

5x Shure SM57
7x Shure SM58
2x Shure Beta56
1x Shure Beta52
1x Shure Beta91
4x Shure KSM 137
3x Digital Reference DRST100
1x Digital Reference DRK100

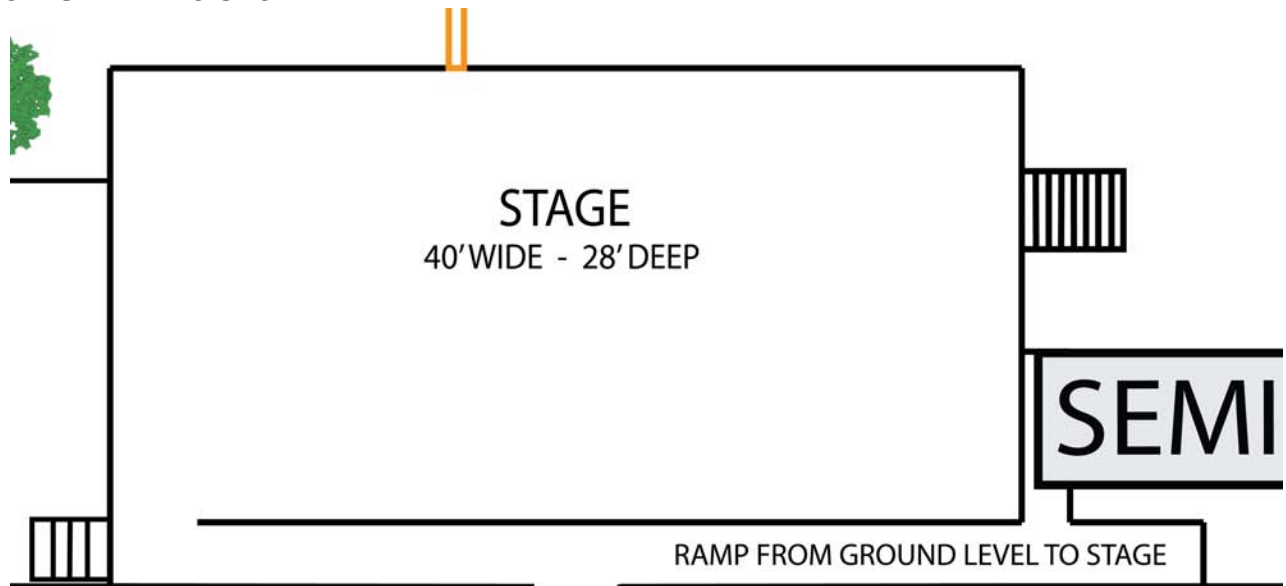
Direct Boxes:

2x Radial Pro
1x Radial Pro48
2x Whirlwind Imp
4x Rapco db-1
1x Rapco db-100

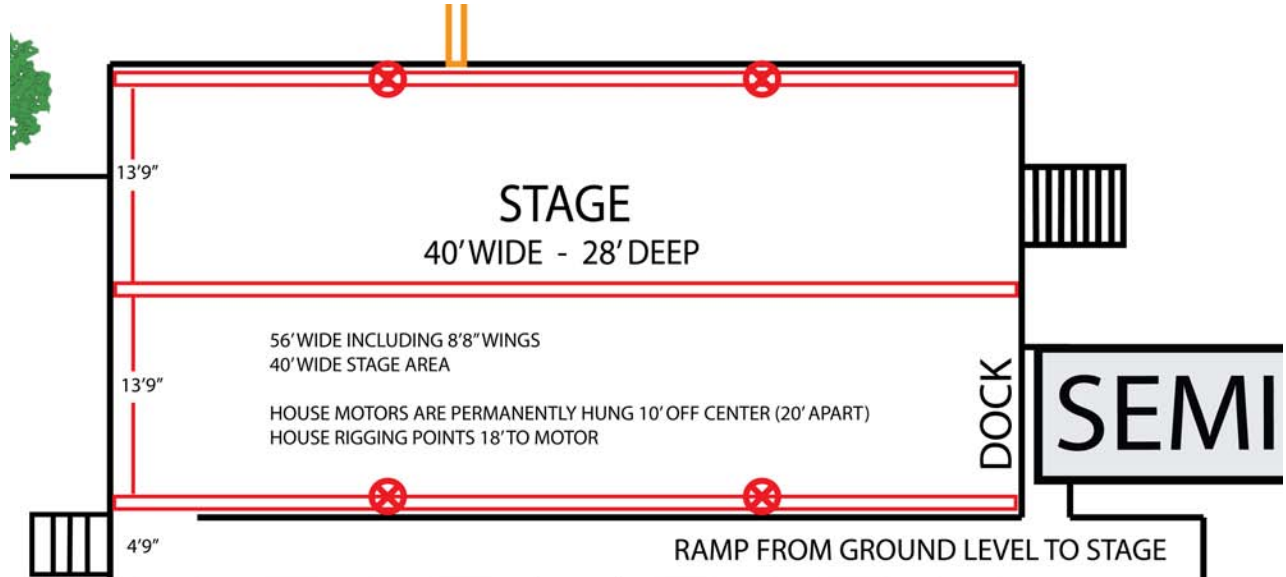
Microphone Stands:

10x short boom stands
15x tall boom stands

STAGE DIMENSIONS:



STAGE RIGGING DIAGRAM:



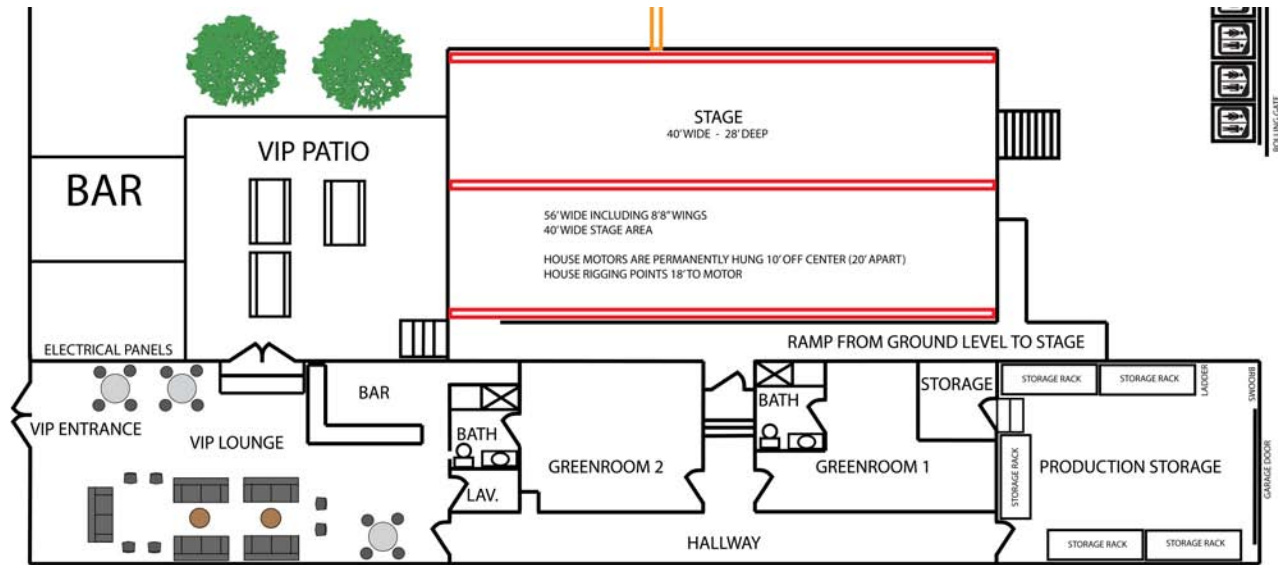
STAGE:

The stage deck is 40' wide by 28' deep; 4' from the ground.
Sound wings are 8' wide by 16' deep stage right, and 8' wide by 28' deep stage left.
The loading dock is 12' wide located upstage right.
The dock allows one tractor-trailer to be unloaded at a time, using a 6' ramp to dock.
There is a ramp from ground level to stage running upstage right to upstage left.
There is a staircase from ground to stage located stage right.
There is a staircase from ground to stage located stage left.

BARRICADE:

Stage barricade is Mojo style, blow through, running the entire width of the stage.

BACKSTAGE LAYOUT:



BACKSTAGE ROOMS:

The backstage area has 2x private artist dressing rooms, both with private restroom and shower. Each room has couches, chairs, a full size refrigerator, and tables. Hard-wired internet is available in both dressing rooms. Wireless high-speed internet access is provided, passwords are posted throughout backstage. No onsite laundry

MERCHANDISE AREA:

Merchandise area is located just inside the main gate on house right. 2x 10'x10' pop up tents are set up each day for the merchandise area. Lighting, tables, and display racks are provided. Nicki Geist will handle merchandise settlement on the night of the show.

Nicki Geist - Nicki@PipelineProductions.com

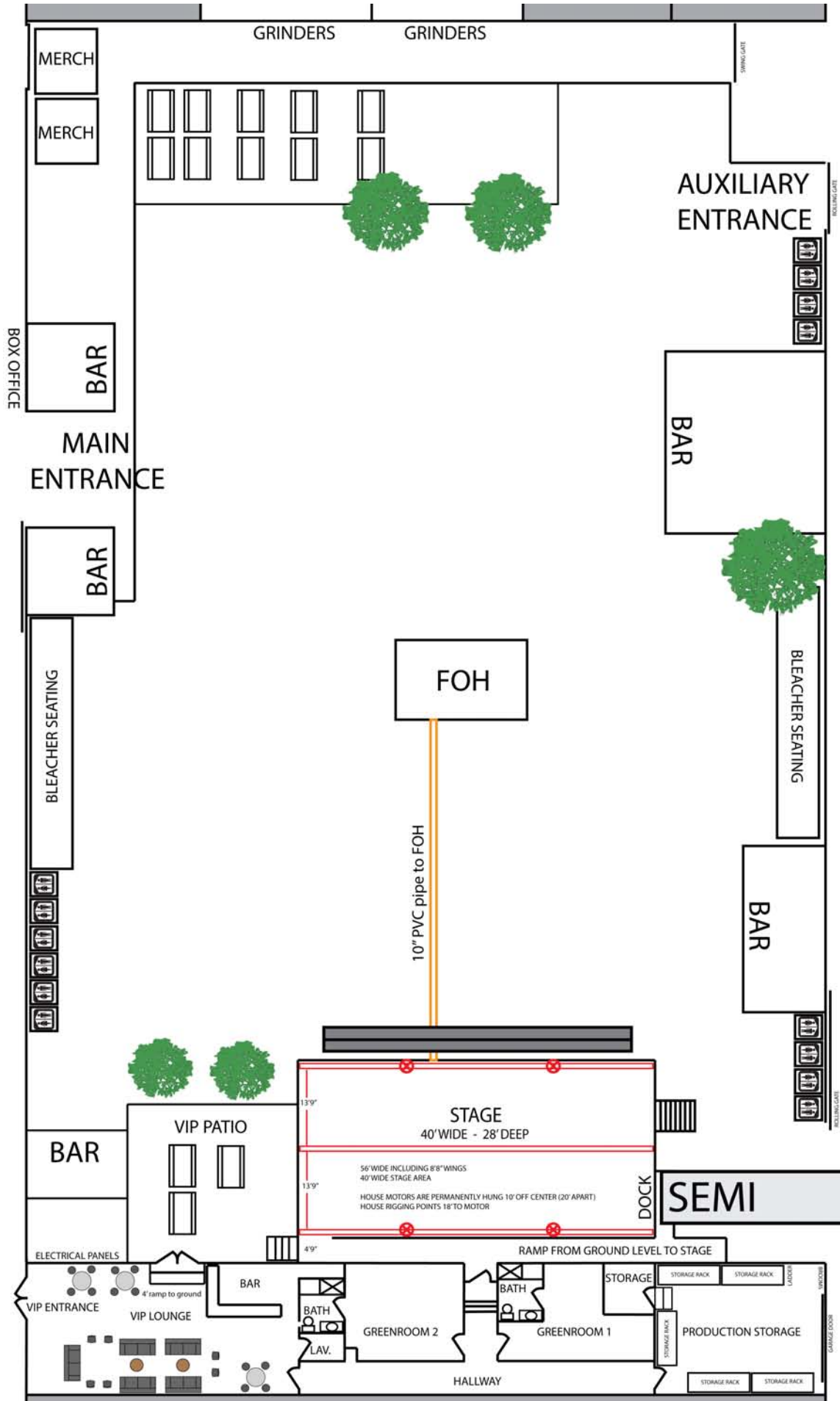
SHIPPING / DELIVERIES:

Please advance all shipments to the venue with Nicki Geist and Jason Way.

CrossroadsKC

C/O Nicki Geist (Tour Name)
417 E 18th Street
Kansas City, MO
64106

VENUE MAP:



PARKING INSTRUCTIONS:

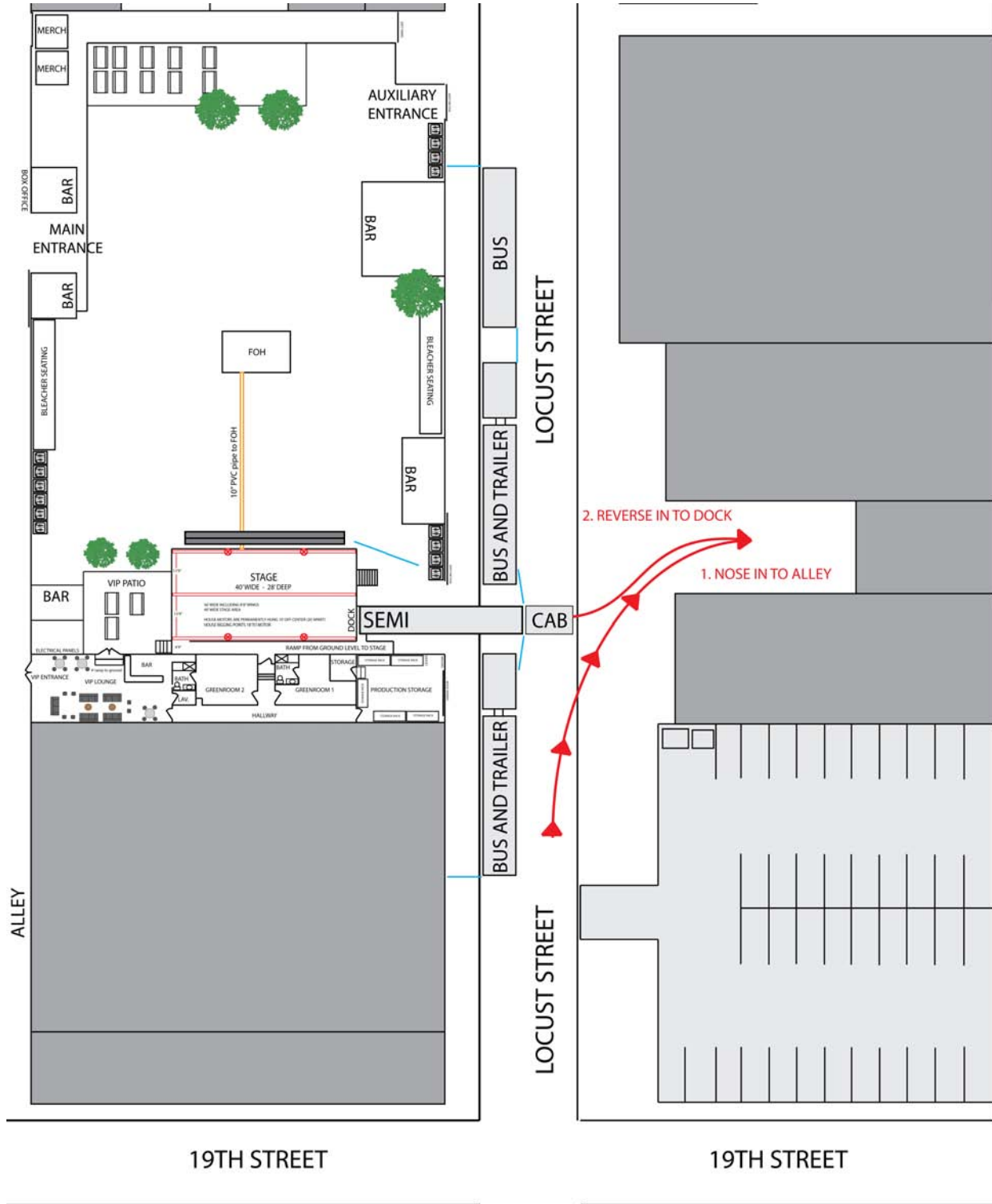
Please advance all parking needs with Jason Way (913)-558-2319

Parking cones will be placed out on the street the night before your show.

Semi trucks will park on the street, until 30 minutes prior to scheduled load in.

The semi cab will be blocking the street during load in.

Semi trucks that stay at the dock all day must detach the cab and park down the street.

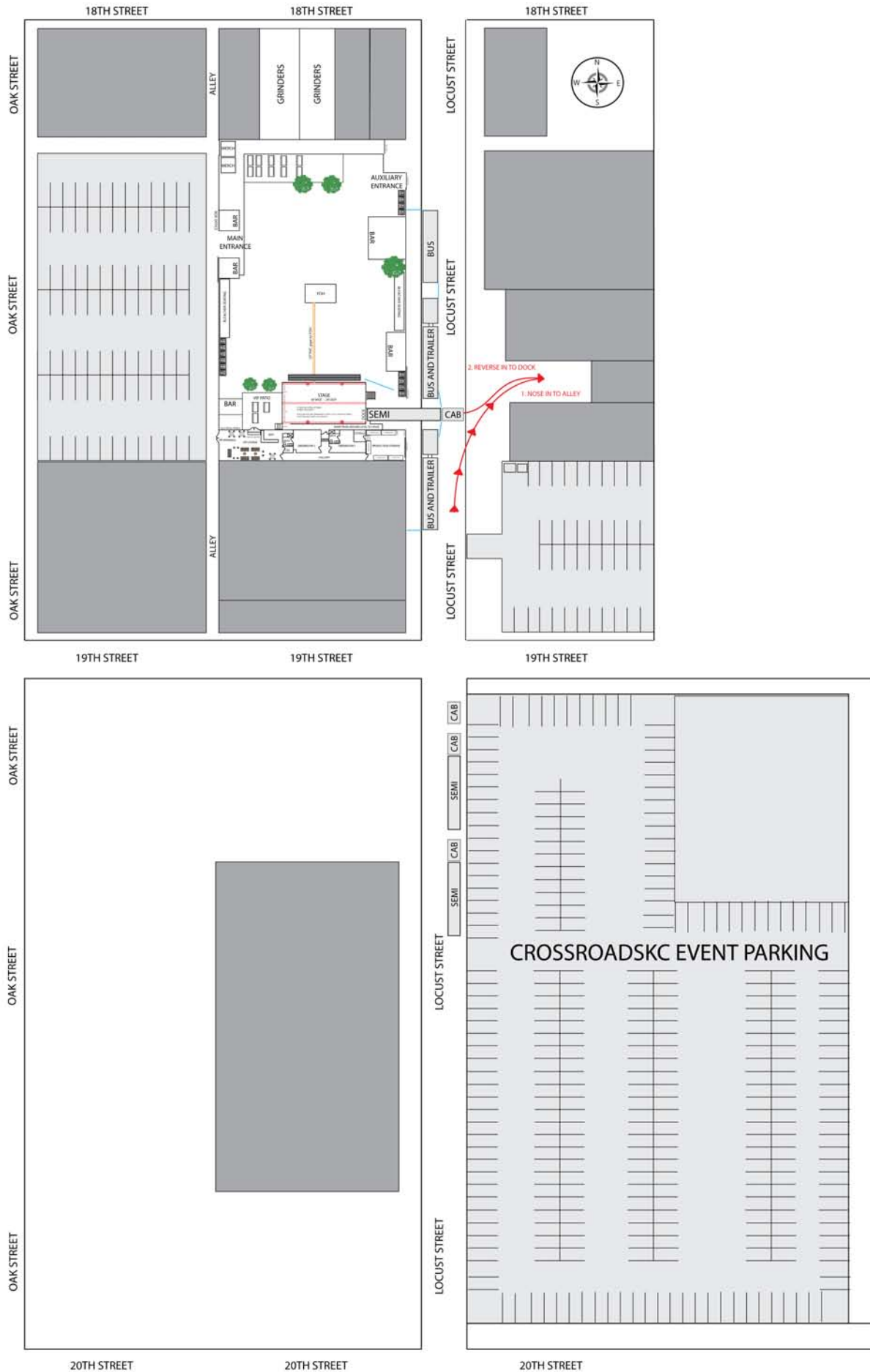


Questions and Directions:

Jason Way – Production Manager (913)-558-2319

Jason@PipelineProductions.com

AREA MAP:



DRIVING DIRECTIONS:

CrossroadsKC

417 E 18th Street
Kansas City, MO
64106

I-35 heading South

Take I-35 S to E 11th St. in KCMO
Take exit 2J from I-70 E
Continue onto 11th St. Drive to Oak St.
Turn Left onto Oak Street
Turn Left on 20th Street
Turn Left on locust
Turn Left into loading dock, trucks reverse in to the dock.

I-35 heading North

I-35 N to Truman Rd in KCMO
Take exit 2U from I-35N
Follow Truman Rd to Oak Street
Turn Right on Oak
Turn Left on 20th
Turn Left on locust
Turn Left into loading dock, trucks reverse in to the dock

I-70 Heading East

Follow I-70 E to Central St. in KCMO
Take exit 2r from I-670E
Turn Right on Central Street
Turn Left on 16th Street
Turn Right on Baltimore
Turn Left on 20th
Turn Left on locust
Turn Left into loading dock, trucks reverse in to the dock

I-70 Heading West

I-70 W to Truman Rd in KCMO
Take exit 2Q from I-670W
Turn Left onto Oak Street
Turn Left on 20th
Turn Left on locust
Turn Left into loading dock, trucks reverse in to the dock.

Questions and directions:

Jason Way – Production Manager 913-558-2319

Jason@PipelineProductions.com